



Roberto Panetta



Tension Software

Multi Counter 1.0

User Guide



We Make Software - Ecleti.com

Multi Counter © 2021-2022 Ecleti - Roberto Panetta all rights reserved

Every effort has been made to ensure that the information in this manual is accurate.

Ecleti is not responsible for printing or clerical errors.

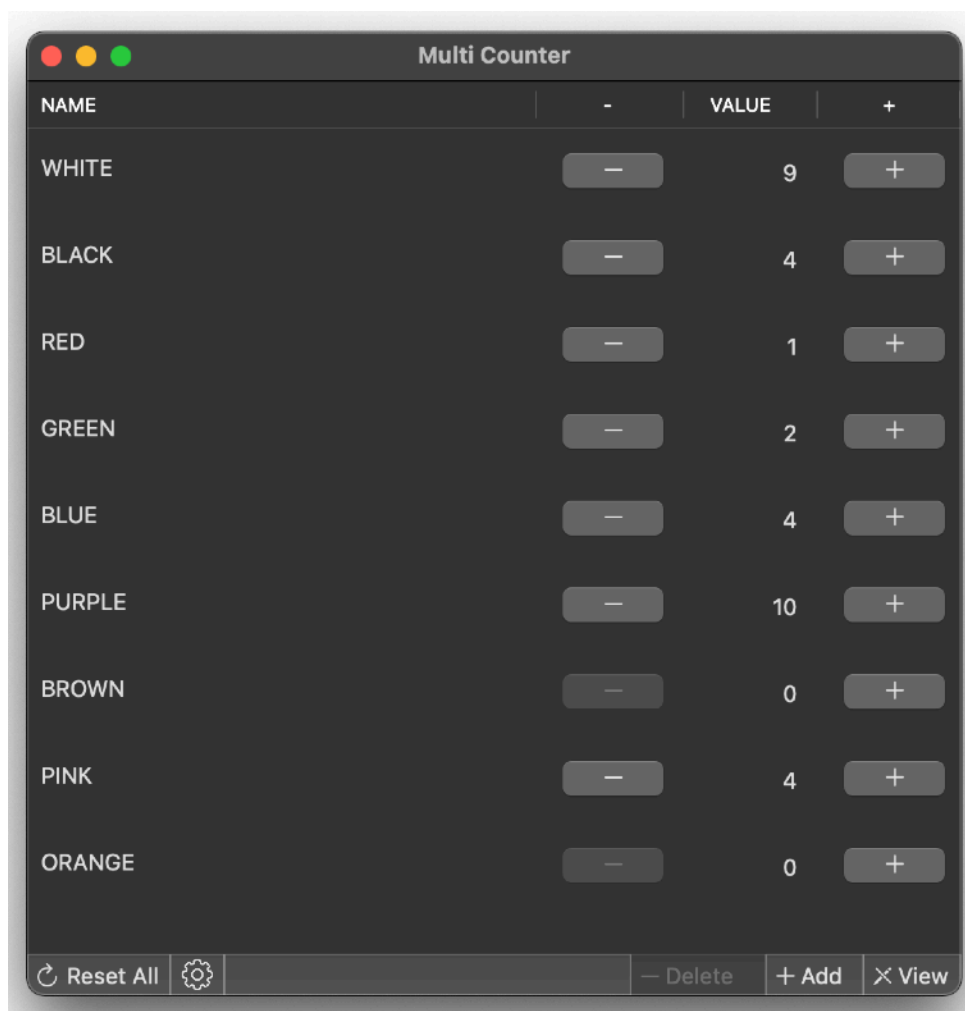
Other company and product names mentioned herein are trademarks of their respective companies.

Welcome to Multi Counter

Multi Counter allows to count multiple kind of entities assigning to each different kind a total count

This can be a very tedious task and subject to errors if performed using 'traditional methods'

Using Multi Counter you can create at any time how many counters you like giving them a custom descriptive name
Each counter will have its own total



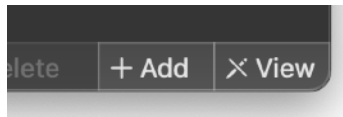
Each counter have a + button and an optional - button to increment and decrement each counter

Simply and effective

Reference

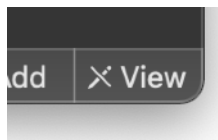
Creating a Counter

To create a new counter press the '+ Add' button at the bottom of the window

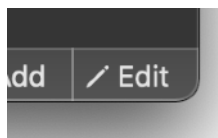


After insertion you can edit the name of the created counter to assign it a custom name


To Edit counters name you need to be in 'Edit' mode pressing the View/Edit button at the right bottom of the window



Pressing it will make it switch between View and Edit mode

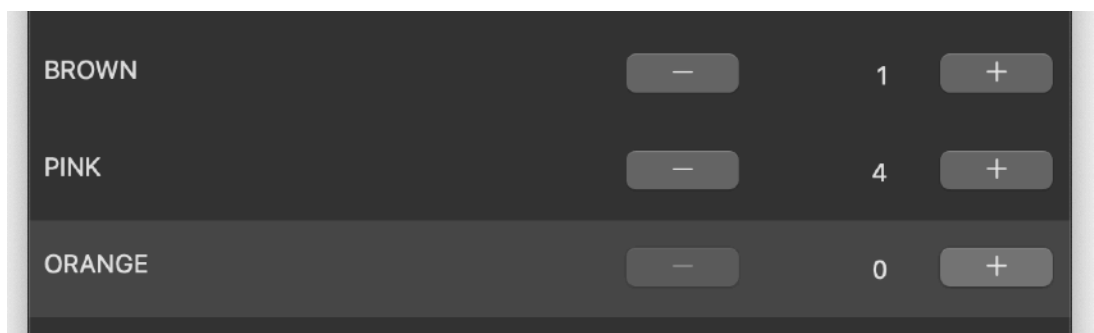


When in edit mode double click the counter's name and edit it.



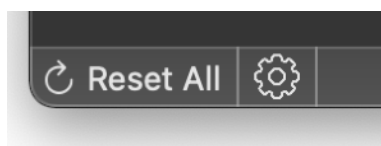
Incrementing and decrementing counters

When you have all the counters you need you can increment or decrement each pressing the correspondent buttons



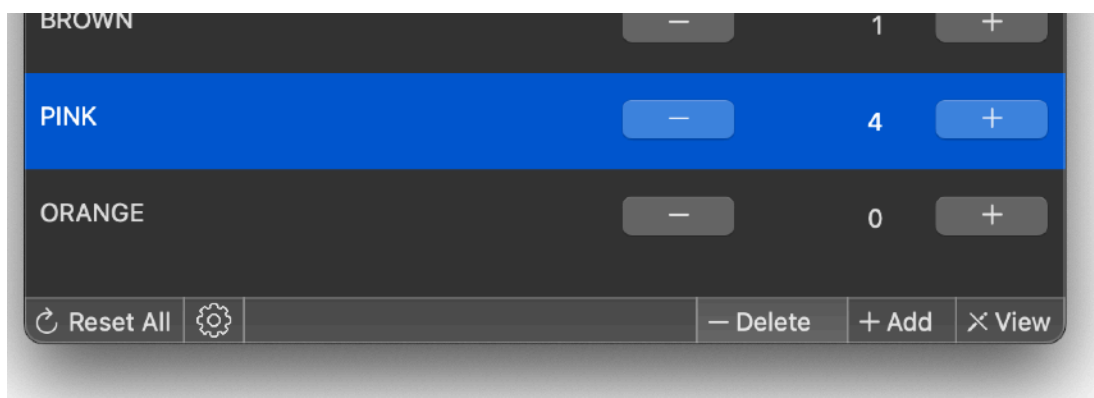
Resetting all the counters

You can reset all the counters to 0 using the 'Reset All' button at the left bottom of the window



Removing a counter

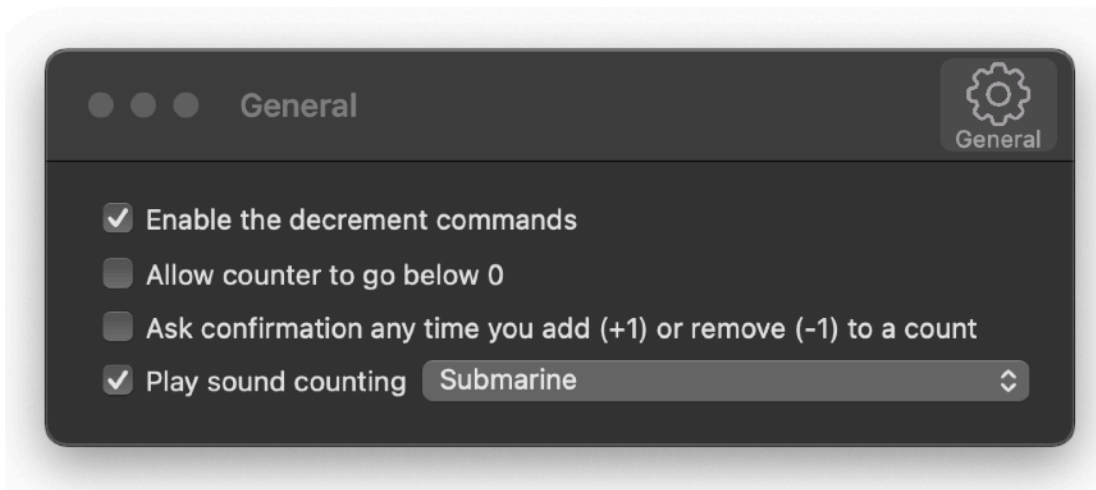
To remove a counter select it



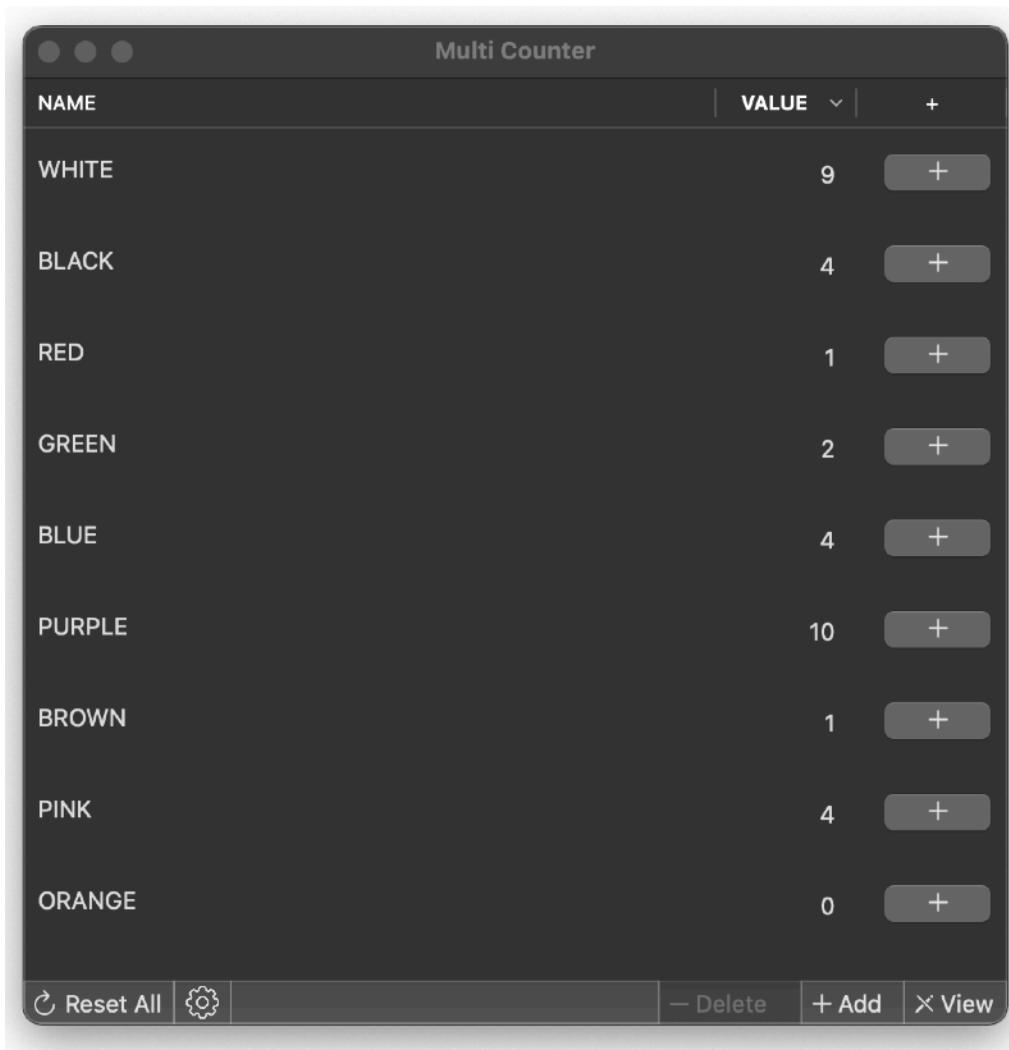
Then press the Delete Button at the right bottom of the window

Settings

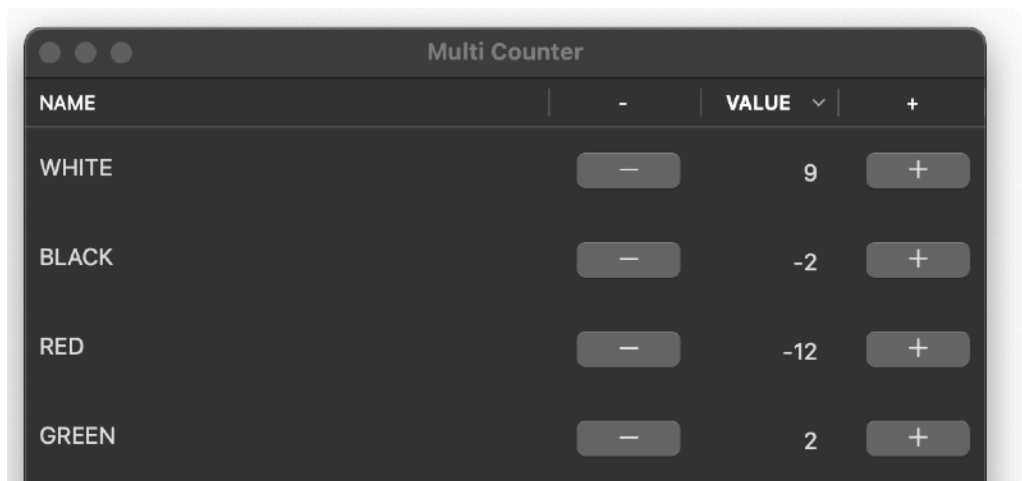
Various settings can be personalized via the preferences



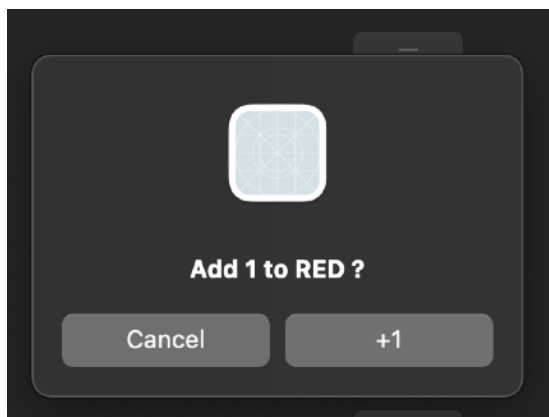
You can enable or disable the decrement command. In that way you can have only the '+' buttons, if you need to increment only your counters



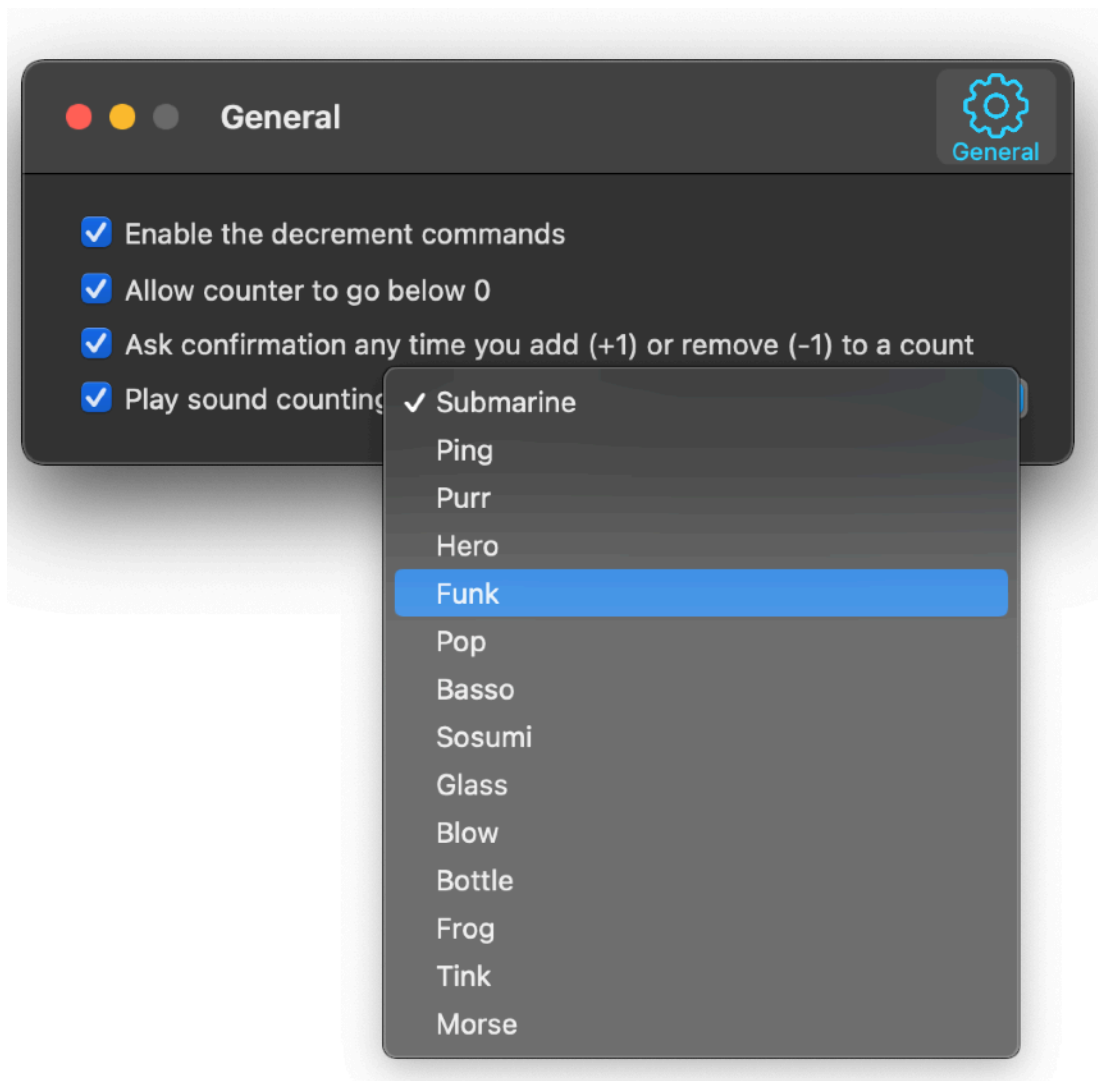
Or you can have the '-' button and choose also to allow your counter to keep negative numbers



You can also have the application ask confirmation via a dialog for any increment/decrement of the counters



You can also select which sound enable to give you an additional feedback when a counter is changed



Quitting Counter

Closing windows will quit Counter when no windows are left.

Sandbox

Counter is a sandboxed app.

It can't access your files on hard Disk because it doesn't need it. It can access only file inside its containers.

Dark Appearance Mode

This application is also fully compatible with Dark Appearance Mode available on macOS from macOS 10.14 Mojave and successive.

User Guide

Counter provides a standard help menu.

Under it you can access the PDF User Guide
You can use the Help menu also to visit the Tension Software site with the 'Web Site' command or contact us.

Support

You can also obtain support using the 'Email Support' command. An email will be prepared using your email client with the correct address to send to.
Yes, we answer to your emails!

User Review

If you like this app, please find a minute to write a review inside the App Store. It will help us selling other copies of Counter and continue the development work.
From our experience, unfortunately, often satisfied users stay silent.
Don't do that. Just write few words but write them. You will help us a lot.
Thank you.